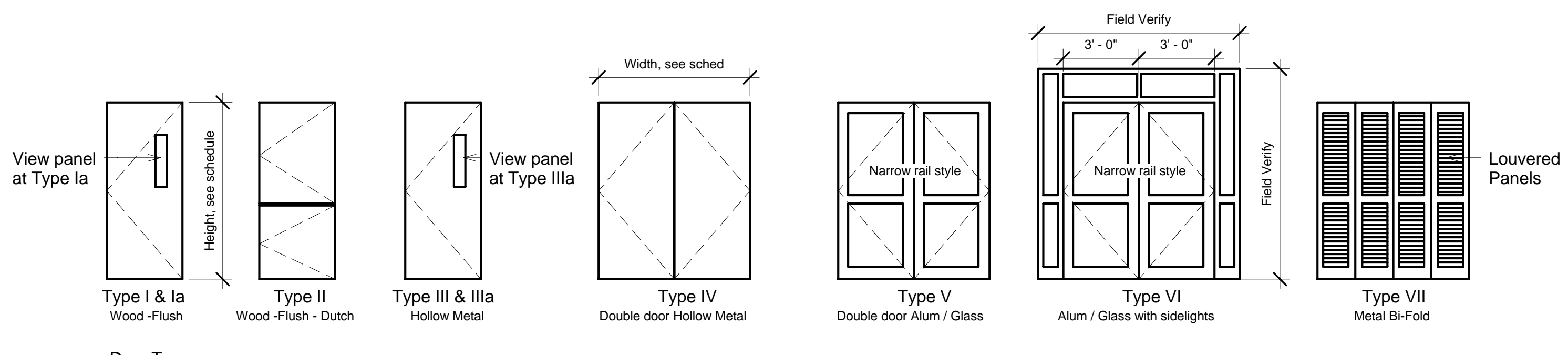




Door Schedule table with columns: Mark, Thickness, Width, Height, Finish, Door & Frame Type, Frame Material, Hdw, Remarks. Includes rows for various door types and materials like Glass-Alum, WD-Stained, HM, etc.



3 Door Types 1/4" = 1'-0"

Door Schedule Notes:

Unless noted otherwise on plan or details, the following notes shall apply: 1. Existing doors 1-109 & 1-110 shall be refinished to like new condition. Replace doors if condition of doors cannot be improved.

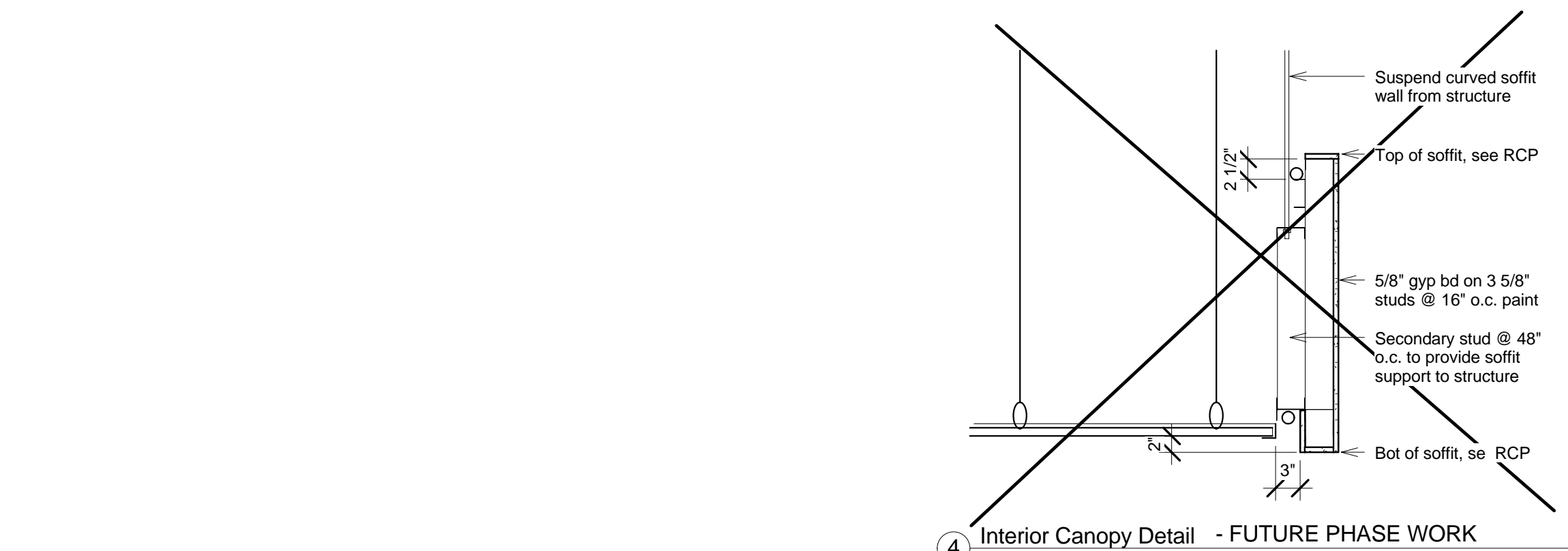
Door Hardware Schedule:

HW1 - Door No. 1-101 1-104 1-108 2-103 2-104 2-110 2-121b 2-121c 2-126 3-107e 1 1/2 pair hinges Passage set Silencers (3 minimum) HW2 - Door No. 1-102 1-103 1-105 1-106 1-112 1-133a 1-113b 1-144a 1-144b 2-101 2-102 2-105 2-106b 2-108a 2-108 2-109 2-111 2-114a 2-114b 2-116 2-117a 2-117b 2-120a 2-120b 3-101 3-105a 1 1/2 pair hinges Passage set Closer Silencers (3 minimum) HW3 - Door No. 2-107a 2-107b 2-112 2-115b 2-115a 2-116a 2-118b 2-119a 2-119b 2 pair hinges Passage set Slide bolt Silencers (3 minimum) HW4 - Door No. 1-107c 2-113 2-125b 3-107d 3-107f 1 1/2 pair hinges Panic bar with Lock set Closer Silencers (3 minimum) HW5 - Doors 2-121a 2-125a 1 1/2 pair hinges Lock set Closer Silencers (3 minimum) HW6 - Door No. 1-107b 1-119a 1-119b 2 pair hinges Panic bar with lock set Threshold Closer HW7 - Door No. 1-107a 2-100 3-102 3-107a 3-107b 3-107c Pin top and Bottom Push / pull handles Closers (integral) HW8 - Door No. 3-108c Pull knobs by mgr. HW9 Door No. 118 1 1/2 pair hinges Lock set Silencers (3 minimum) HW10 Door No. 1-116a 1-116b 1-117a 1-117b 1 1/2 pair hinges Push / Pull Closers Silencers (3 minimum) HW11 Door No. 1-100 3-100 Pin top & Bottom Panic bar with lockset Closer

Phase I Phase II

Phase II Phase III

Existing Doors



4 Interior Canopy Detail - FUTURE PHASE WORK 3/4" = 1'-0"

Room Finish Schedule table with columns: Name, Number, Floor Finish, Base Finish, Wall Finish, Ceiling Finish. Lists rooms like Common Area, Sprkln, Office, Utilities, Storage Closet, etc.

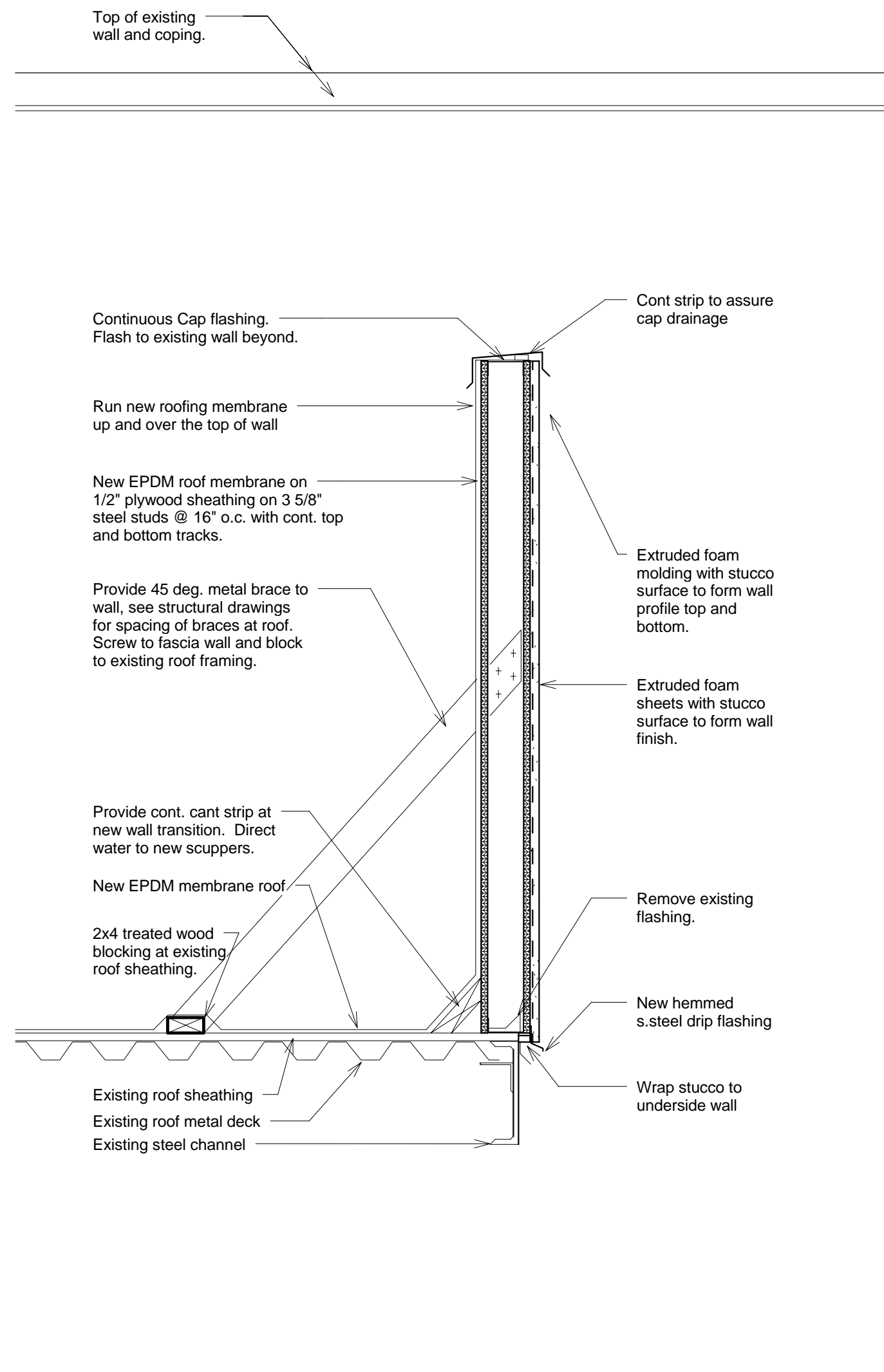
Phase I Phase II

Phase II Phase III

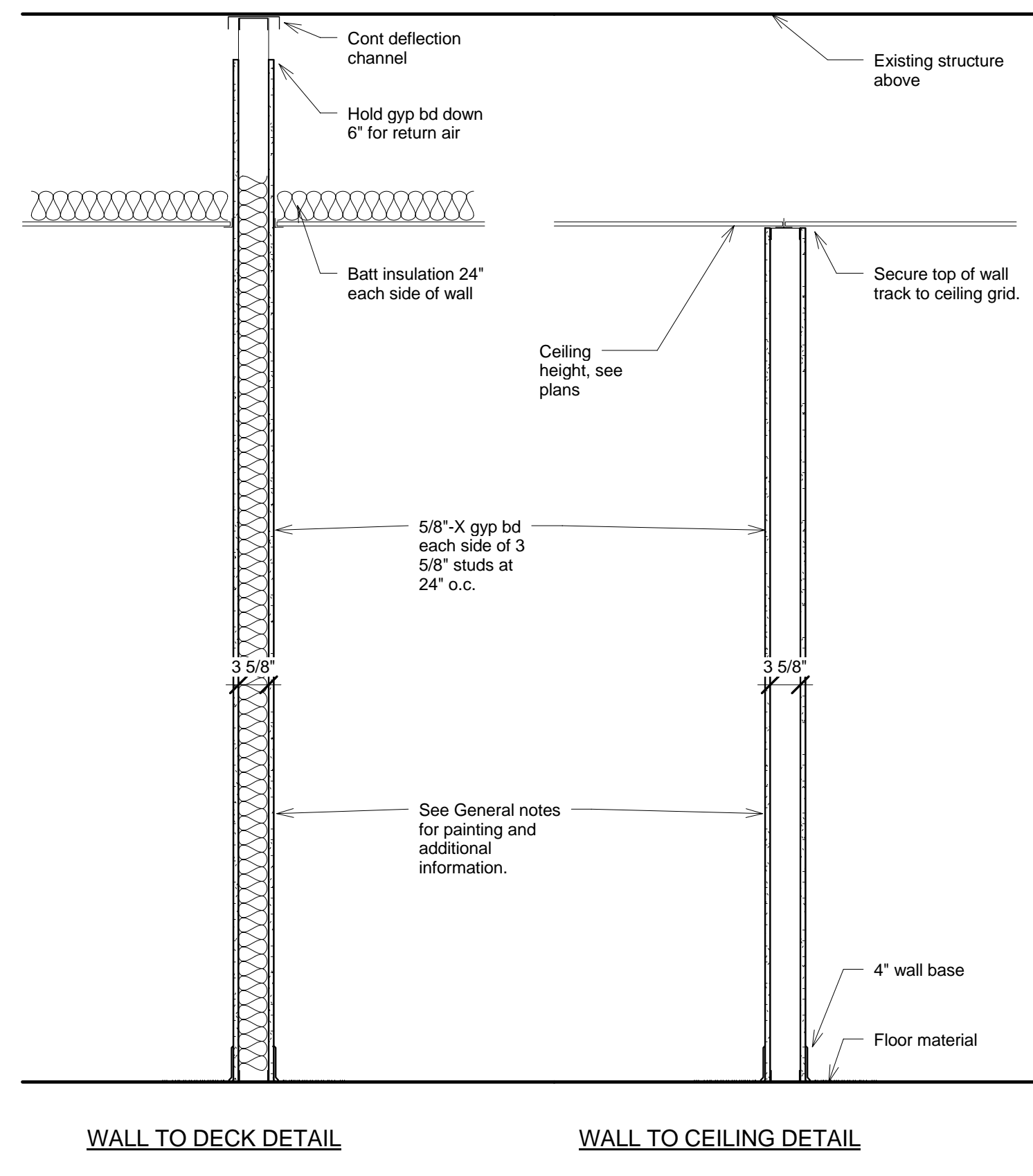
FUTURE PHASE WORK

Room finish Schedule Notes:

1. Paint suspended ceilings above lower suspended "clouds" in hallways black. 2. All Finishes and their color selections shall be by Tenant.



2 West Canopy Section 1" = 1'-0"



1 Typical New Wall sections 3/4" = 1'-0"

YOW ARCHITECTS INC. Architecture & Planning 115 S. Weber Colorado Springs, Colorado 719-475-8133

Structural: MGA Electrical: ENGS Mechanical: ENGS Plumbing: PENG3

Revision Schedule No. Date Rev

Calvary Fellowship - Fountain Valley Suite "R" - PHASE I 6436 South Highway 85-87 Fountain, Colorado 80817

Project Number 08.012 Date 09/22/08 Drawn By JHW Checked By LAW

A107 Schedules Scale As indicated